



ARCHITECTURAL  
GRATES + DRAINS



# SQP100Ti20DN100

## Square Floor Waste


### Square Floor waste with Tile Insert

The SQP100Ti is a premium floor waste drain.

The SQ Range of floor waste units allow the integration of a standard floor waste with Stormtech linear drainage.

Tile Insert Floor waste measures 130mm x 130mm.

It is suitable for tiles up to 12mm thick.



**Code** SQP100Ti20DN100

**Range** Square

**Grate Style** Ti

**Category** Square Floor Waste


**Channel Material** Stainless Steel

**Steel Grade** 316

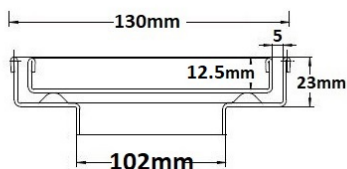
### SPECIFICATIONS + DIMENSIONS

<b>Channel Width</b>	130mm
<b>Channel Depth</b>	23mm
<b>Length(s)</b>	130mm
<b>Outlet Size</b>	DN100

### STORMTECH COLOUR FINISHES



Electroplate finishes subject to natural variation with time and local environment. Factors such as pools/surf beaches may require electropolishing. Contact us for suitability.



Grates longer than 1500mm supplied in sections. Tile Inserts longer than 1200mm supplied in sections. Channels over 3000mm supplied in sections with joiner. +/-2mm tolerance on dimensions.

### PRODUCT APPLICATIONS

- Bathroom Drainage
- Hospitality Drainage
- Shower Drainage
- Multi-Residential Drainage

Copyright © Stormtech Pty Ltd. Patent 733361. Drawings not to scale, please use dimensions shown. Downloaded 15/04/2026 (please check for updates)



Visit [stormtech.com.au](http://stormtech.com.au)  
for tools + inspiration.

Phone **1300 653 403**

Email [info@stormtech.com.au](mailto:info@stormtech.com.au)