




ARCHITECTURAL
GRATES + DRAINS



100TiG20

Tile Insert Drain



The 100TiG20 is a modular drainage system with a stainless steel tile insert and uPVC channel and fittings.


The 100TiG20 is a Tile Insert Drain manufactured from 1.5mm thick 316 marine grade stainless steel.

Suitable for tiles up to 10mm thick.

Code 100TiG20
Range 100
Grate Style Ti
Category Modular Kits
Channel Material uPVC
Steel Grade 316


SPECIFICATIONS + DIMENSIONS

Channel Width	106mm
Channel Depth	23mm
Length(s)	900mm 1000mm 1200mm 1500mm 1800mm 2000mm 2400mm 2700mm 3000mm
Outlet Size	DN80, DN100



Grates longer than 1500mm supplied in sections. Tile Inserts longer than 1200mm supplied in sections. Channels over 3000mm supplied in sections with joiner. +/-2mm tolerance on dimensions.

STORMTECH COLOUR FINISHES



Electroplate finishes subject to natural variation with time and local environment. Factors such as pools/surf beaches may require electropolishing. Contact us for suitability.

PRODUCT APPLICATIONS

- Bathroom Drainage
- Aged / Health Care Drainage
- Balcony Drainage
- Commercial Drainage
- Hospitality Drainage
- Shower Drainage
- Multi-Residential Drainage
- Special Needs Drainage
- Threshold Drainage

Copyright © Stormtech Pty Ltd. Patent 733361. Drawings not to scale, please use dimensions shown. Downloaded 15/04/2026 (please check for updates)



Visit stormtech.com.au
for tools + inspiration.

Phone **1300 653 403**

Email info@stormtech.com.au